




Kindergarten Round Up

Class of 2027


School Hours

- Students may enter at 7:45 am
- School officially starts at 7:50 am
- School dismisses at 3:00 pm
- Kindergarten Lunch is 10:50 am



School Wide Expectations

- Be Safe
- Be Respectful
- Be Responsible



We will teach your child what it looks like to be a Mendon Hornet in the classroom, playground, cafeteria, library, and the hallway.

School Supplies

- 1 package of pencils
- 5 boxes of Crayola crayons (16 or 24 count)
- 4 bottles of Elmer's Glue
- 10 Glue Sticks
- Box of Tissues
- Clorox wipes
- 1 package of markers
- 4 pack of thin black Expo Dry erase markers
- 1 package of colored pencils
- 1 marble composition book



Ways to help your child

You don't need to spend a lot of money on products to get your child ready for school.

- While driving sing the ABC's song.
- Point out numbers in the environment (speed limit signs, road signs).
- Play rhyming games.
- Have discussions with your child.



Try this!

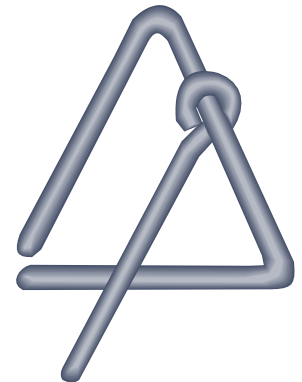
- Can your child write his/her name?



- Practice your child's fine-motor skills by having them write with their fingers in the sand, with sidewalk chalk, or a fancy colored pen.


Ways to help your child

Play the “I Spy” game with your child using shapes. Say, “I spy a green rectangle.” You can also ask your child to give you clues.



Tips for Reading at Home

- Snuggle up! Put your arm around your child.
- Let your child select the book.
- Make sure your child can see the book.
- Read slowly and with expression; pointing to each word.
- Talk about the pictures.
- When finished, ask your child “What did you like best about this book?”
- Have fun!
- The next day, ask your child to tell you about the book you read last night.



Reading Readiness



1. Front of the book
2. Back of the book
3. The title
4. The text
5. Where to begin reading
6. Which direction to read
7. Where to go at the end of the line
8. One to one matching
9. First word on the page
10. Last word on the page
11. One word/two words
12. First letter in a word
13. Last letter in a word
14. One letter/two letters
15. Names three letters
16. A capital letter
17. A small letter
18. A period
19. A question mark
20. An exclamation point
21. Quotation mark





Reading

Beginning of the Year

End of the Year



I am the  .
dad






"Can you count to ten?" said Jack.

"Yes, I can," said Zebra.
"Count with me."

Stages of Children's Writing

Stages of Children's Writing

All stages of children's writing are important to the natural process of learning to read and write.

Book Spelling Standard Spelling (Editing)	Once upon a time there was a dragon.
Sound Spelling Temporary Spelling Inventive Spelling	I LV SKL SKL ES GRAT
Beginning Sound Spelling	S G R V F (Six girls are having fun.)
Labeling	
Imitative Writing	I see see erenm ninm @it @+ixozn) AAA BB XXOW WWTT+OXO
Picture Writing	
Scribble Writing	

Writing

Beginning of the Year

End of the Year



I can G P
go play

9-17



A Ros is the best
rose
pat bekus it sets
plant because smells
Luv Ley
lovely
bekus it is Redo
because



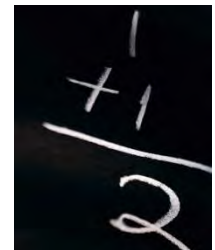
Math

Beginning of the Year

- Counts to 100 by ones
- Counts to 100 by tens
- Writes numbers from 1-10
- Counts to tell how many scattered objects are in a group (up to 10)
- Tells if a group of objects in one group is greater than, less than, or equal to a group of objects in another group
- Compares two written numbers between 1 and 10

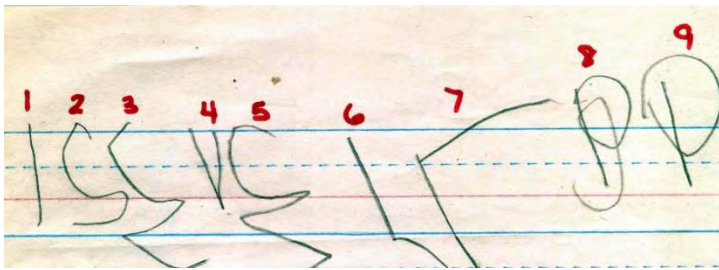
End of the Year

- Uses objects, fingers, and pictures to show addition and subtraction
- Solves addition word problems within 10
- Solves subtraction word problems within 10
- Solves addition number sentences K
- Solves subtraction number sentences
- Finds numbers that when added to 1 through 9 make 10
- Adds within 5
- Subtracts within 5



Math – Student Example

Beginning of the Year




End of the Year

Hundred Chart

1	2	3	4	5	6	7	8	9	10
11	21	31	41	51	61	71	81	91	100
21	22	23	24	25	26	27	28	29	30
31	32	33	34	35	36	37	38	39	40
41	42	43	44	45	46	47	48	49	50
51	52	53	54	55	56	57	58	59	60
61	62	63	64	65	66	67	68	69	70
71	72	73	74	75	76	77	78	79	80
81	82	83	84	85	86	87	88	89	90
91	92	93	94	95	96	97	98	99	100

Websites we love



- www.starfall.com Students can work on memorizing letters and sounds. There are interactive stories with games.
- <http://pbskids.org/clifford/stories/index.html> Students can listen to interactive stories from everyone's favorite big red dog.
- <http://www.bbc.co.uk/schools/wordsandpictures/cv/index.shtml> Students can work on letter sound relationships with some fun interactive games.
- <http://abcya.com> Students can explore math and reading activities.

Questions/Comments



1. Next, the teachers will bring all the kindergartners to the classroom to read and sing some songs.

2. Mrs. McClish will go over enrollment information/paperwork needed.



3. The kindergartners will come back to their parents to learn the bus safety rules and take a bus ride.